

# LAYOUT

## CONCEPTS


### ESP Aegis Adding Alpha Panel & Multiple Alpha Centrals

**Note: The NCE PowerCab is NOT supplied with the aegis system.**

RJ12 6-Pin Curly Cable DCD-ACL, in the Alpha Central box.

Switch set to STD BUS

Alpha Panel DCD-DAP



Alpha Central DCD-AEC



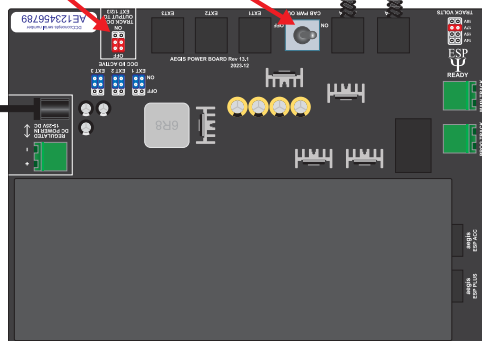
ESP Ψ aegis 5 Amp Wireless System for PowerCab DCC-AEGIS.SET

**CAB PWR OUT Switched To ON**


**Red Headers Switched To OFF**



aegis Power Supply 24V 5 Amps DCP-24.5




**2** The NCE PowerCab **MUST** be set to CAB ADDRESS



aegis Wireless Transmitter Unit



RJ12 6pin Curly Cord For NCE Powercab and Cobalt Alpha DCD-ACL



Alpha Central DCD-AEC