

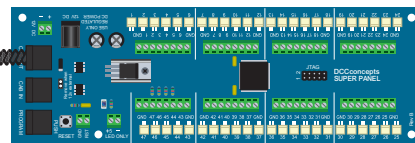
LAYOUT

CONCEPTS

ESP Aegis Connecting Multiple Super Panels

Note: The NCE PowerCab is NOT supplied with the aegis system.

RJ12 6pin Curly Cord For NCE Powercab and Cobalt Alpha DCD-ACL

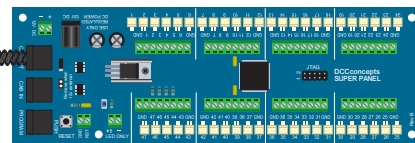
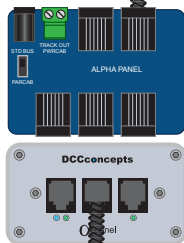


Switch set to STD BUS

RJ12 6-Pin Curly Cable DCD-ACL, in the Alpha Central box.

Make sure each Super Panel has a unique CAB Address from 10 upwards

Alpha Panel DCD-DAP



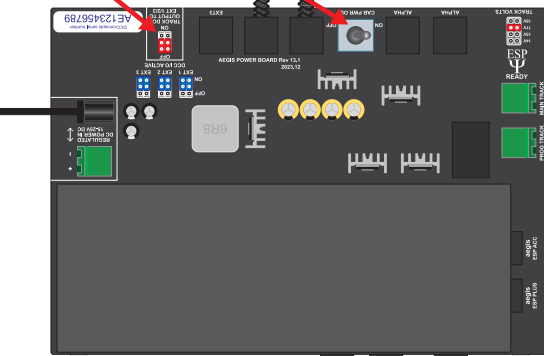
Super Panel DCC-SPL

CAB PWR OUT Switched To ON

Red Headers Switched To OFF



aegis Power Supply
24V 5 Amps
DCP-24.5



ESP Ψ aegis 5 Amp Wireless System for PowerCab DCC-AEGIS.SET



The NCE PowerCab **MUST** be set to CAB ADDRESS

2

NCE PowerCab plugged into the CAB MAIN socket on the front

RJ12 6pin Curly Cord For NCE Powercab and Cobalt Alpha DCD-ACL



NCE PowerCab
NCE-Pcab