

LAYOUT

CONCEPTS

ECoS Command Station With Alpha Central & Alpha Sniffer

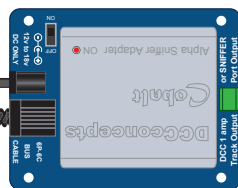
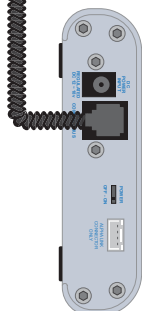


SnInA and **SnInB** are the DCC sniffer input ports on the ECoS. They allow other DCC systems to input commands into the ECoS

12V 1.5A
Regulated PSU
DCP-PS12

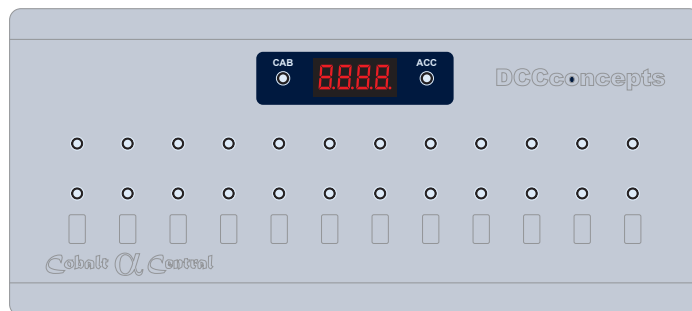


RJ12 6-Pin
Curly Cable
DCD-ACL,
in the Alpha
Central box.



Alpha Sniffer
DCD-SNX

Alpha Central
DCD-AEC



Keep this cable between the Sniffer and the ECoS as short as possible, typically less than 30cm.