LAYOUT CONCEPTS

NCE PowerCab With Alpha Box & Alpha Power & Alpha Central

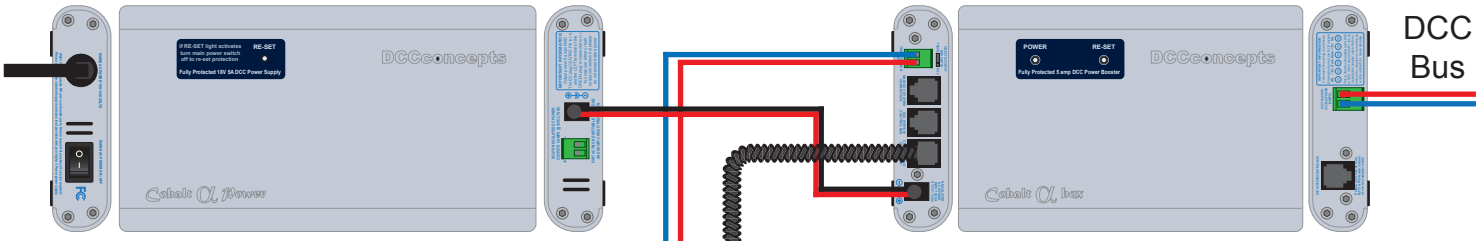

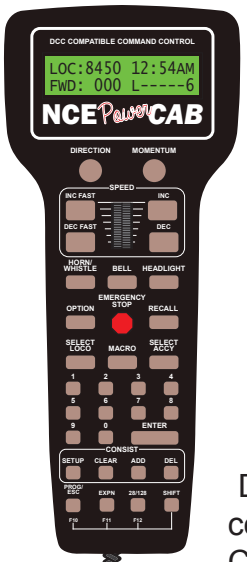

RJ12 6 Core Cable DCD-ACL

NCE PCP Faceplate

The Alpha Central curly cable can also be plugged into either of the rear sockets on the NCE PCP Faceplate.

Make sure the Alpha Central is switched ON with small switch on the left hand side of the unit.

DCD-ACL curly cord or NCE Flat Cord - **NOT THE NCE curly cord.**

Curly cable in the Alpha Central box



Alpha Central DCD-AEC

The NCE PowerCab control cable **MUST** be connected to the **LEFT** socket on the NCE PCP faceplate with the LED faceplate at the bottom.

WARNING

Do not place any power supply in to the faceplate input DC power socket