LAYOUT CONCEPTS

Cobalt iP Digital Point Motor Frog Wiring From An Accessory Bus



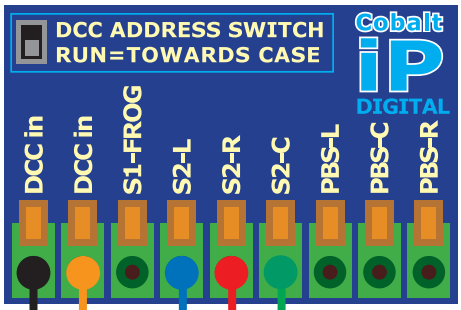

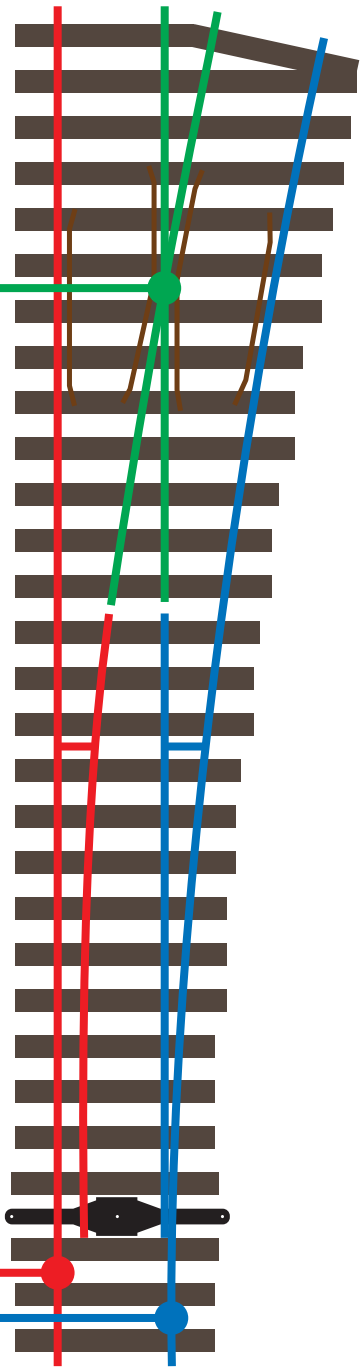

The wiring diagram as shown assumes that this is the orientation of the Cobalt point motor.



Powered from either the track or the DCC Track/Power Bus.

DCC Accessory Bus

The orientation of the Cobalt will affect wiring. It a turnout frog shorts, swap the S2-L and S2-R wires to the motor.

Layout Concepts Ltd, Unit E, The Sidings, Settle, BD24 9RP, United Kingdom - www.layoutconcepts.com - +44 (0) 1729 821 080 - sales@layoutconcepts.com