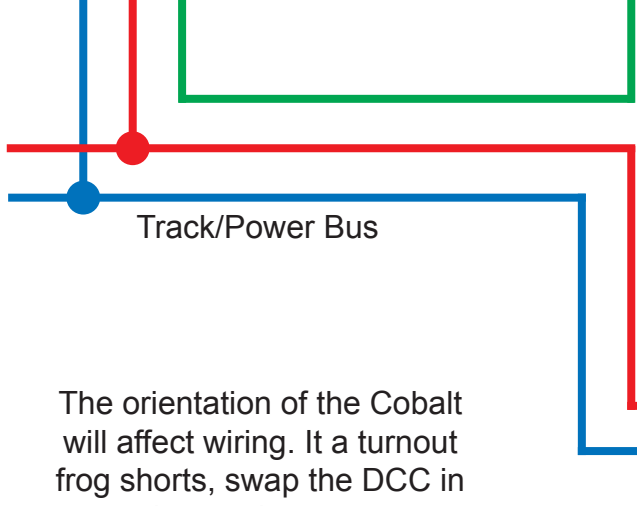
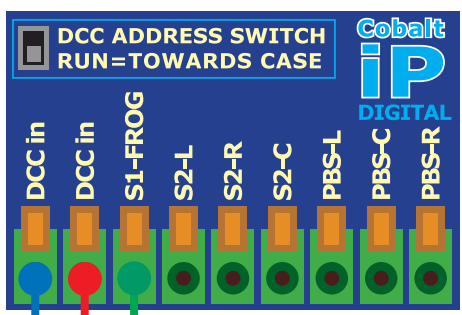



LAYOUT

CONCEPTS

Cobalt iP Digital Point Motor Frog Wiring

Cobalt iP Digital Point Motor DCP-CB1DIP



The orientation of the Cobalt will affect wiring. If a turnout frog shorts, swap the DCC in wires to the motor.

The wiring diagram as shown assumes that this is the orientation of the Cobalt point motor.

