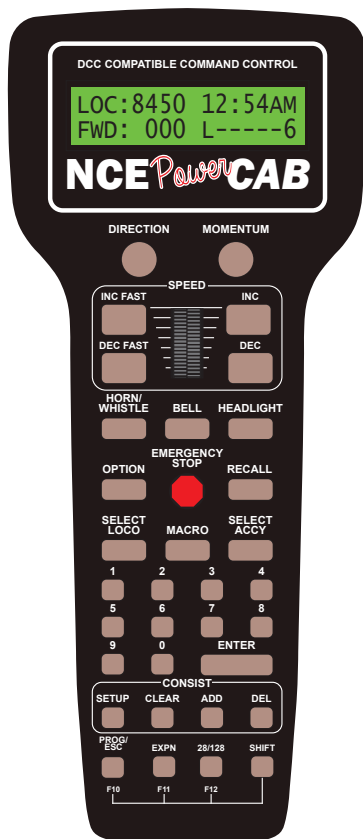


# LAYOUT

## CONCEPTS

### NCE PowerCab Basic Setup Using An Alpha Panel

NCE PowerCab  
NCE-Pcab

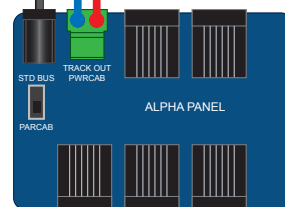


NCE  
Power Supply

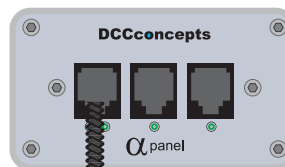


Track or  
Accessory  
Bus

Set switch  
to PARCAB



Alpha Panel  
DCD-DAP



The NCE PowerCab control cable **MUST** be connected to the **LEFT** socket on the Alpha Panel faceplate with the LED faceplate at the bottom.

DCD-ACL curly  
cord or NCE Flat  
Cord - **NOT THE  
NCE curly cord.**